



0327CH16



All the children were playing **stappoo (hop-scotch)** in the lane. Avantika and her sister Nandita were also playing. But Nandita was not able to play the game in the right way.

Avantika: Listen to me carefully, Nandita. Understand the game.

Throw the **marker (thippi)** in the first box. Then on one leg jump over this box into the next one. Keep in mind, you can put both your feet down together only in the boxes marked 4-5 and 7-8. Take care, your feet should not touch the lines. If it touches you are



In the lesson, the names of some local games like hop-scotch, seven tiles, etc., and the things used to play them, like the marker have been mentioned. Since many of these games have their own local variations and names, a discussion on those will make the chapter more relevant to the child.

out of the game. When you reach the last box, turn around. When coming back, pick up the marker and bring it back. Now, throw the marker in the next box. Similarly, keep throwing the marker in all the boxes one by one and continue the game.

The children started playing again. Since long, *Chachi* was watching them play. She too felt like playing with them. She could not keep herself from asking — Can I play with you? The children laughed aloud.

Avantika : *Chachi* ! You will play?

*Chachi* : Do you think I do not know how to play hop-scotch? At your age we played so many different games.

Nandita : Which games did you play, *Chachi*?

*Chachi* : *Langrhi-taang*, hide and seek, seven tiles and so many more! In *kabaddi* our team was the best among ten villages.

Rajat : *Chachi*, how did you get so much time? We hardly get any time to play.

*Chachi* : You are so busy watching T.V. all the time.

Nandita : *Chachi*, did *Chacha* play these games too?

*Chachi* : Your *Chacha* says that he used to play marbles, seven tiles, wrestling, *kabaddi*, *gilli danda* and so many other games the whole day. While flying kites, he would even forget his meals.

Nandita : *Chachi*, do come and play.

*Chachi* started playing with the children. They had been playing just for a short while when it started raining.



All the children : Oh, no!

*Chachi* : Let us go to my house. We'll play inside.  
The children were happy to hear this.

All the children : Come on! Let us go to *Chachi's* house to play.

The children came to *Chachi's* house. Inside the house *chacha* and *bu*a were playing chess.

*Avantika* : What should we play?

*Rajat* : Let us play "house-house."



Many children : Yes, let's play "house-house."



*Rajat* : If we had a doll, we could have played with it.

*Chachi* : Do you want a doll? Let us make one right away.

*Chachi* took out some old cloth. With *Chachi's* help children made a doll. Some children wanted to play carrom and others ludo. They formed groups and started playing.



Write the names of all the games mentioned in the lesson in the table below. Make a  in front of those games that one played indoors. Against the outdoor games make a . Don't forget to write the number of players needed for the game. If some other things are also needed to play the game, then write their names as well.

Names of the games mentioned in the lesson	 / 	Number of players	Things needed



Some children might need help to fill the table. Encourage the children to help each other. Children easily learn a lot from each other.



Do you play any game similar to hop-scotch? What do you call it? Draw the figure that you make to play the game in the space below.



\* Do you play some games with your family members? Which games and with whom?


Family member	Name of the game
_____	_____
_____	_____
_____	_____
_____	_____
_____	_____

- \* Do you know the name of any famous sports person in your area? If yes, write her or his name and the game with which she or he is associated.

---

---

- \* How many games do you know which we play with a ball? Write their names in the ball.




- \* Have you heard of Sania Mirza? She also plays a ball-game. Find out which one and write its name.

---

- \* Which game do you like the most?

---



Find out from the elders in your family or in the neighbourhood –

Which games did they play when they were children?

---

---

---

---



Collecting information on famous local sports persons will increase children's knowledge of games and also develop their respect towards these people.



Match the riddles with the pictures. Write the name of the game in the given space.

Small and coloured are these glass balls,  
To win the game you have to aim with them all.

\_\_\_\_\_

It has no wings but it can fly,  
High, high up in the sky.


\_\_\_\_\_

King, queen, ace and jack,  
Fifty two of them make a pack.

\_\_\_\_\_

Fours and sixes if you can get,  
A century is sure, I can bet.

\_\_\_\_\_



If you land on a snake, do not frown

In this game you go up and down.

\_\_\_\_\_

On the board are squares black and white,  
There's the king, the queen and the knight.

\_\_\_\_\_



Children would have played some of the games mentioned in the lesson. Some of the games they have seen, heard, read or seen in movies and plays. All these can be included in your discussions.



Besides playing, what else do you do?


-----  
-----



Besides their work, what else do your family members do? Colour the pictures which show what your family members do in their free time. If you want to add more you can write or draw in the blank spaces.



Reading



Stitching and embroidery



Dancing



Chatting



Looking after plants



Collecting stamps

